

# How to use **ClinicalTrials.gov**

---

## 1. Search for Clinical Trials

1. Go to <https://clinicaltrials.gov>.
2. Use the "**Find a Study**" search bar:
  - o Enter keywords related to:
    - Condition (e.g., "breast cancer," "diabetes")
    - Treatment (e.g., "immunotherapy," "metformin")
    - Location (e.g., "New York," "United States")
  - o You can also use the "**Advanced Search**" to refine by:
    - Phase (Phase 1, 2, 3, or 4)
    - Study status (Recruiting, Active, Completed)
    - Age group (Child, Adult, Senior)

---

## 2. Review Search Results

- Results include key information like:
  - o **Title** – Name of the trial
  - o **Status** – Recruiting, Active, Completed, etc.
  - o **Conditions** – Medical condition being studied
  - o **Interventions** – Type of treatment or procedure
- Click on a study title to view more details.

---

## 3. Understand the Trial Details

When you open a trial listing, it will include key details such as:

- **Purpose** – Why the study is being conducted
  - **Eligibility Criteria** – Who can and cannot participate
  - **Intervention** – What treatments or procedures are involved
  - **Study Type** – Observational or interventional
  - **Contacts and Locations** – How to get in touch with the research team
  - **Sponsors** – Who is funding the trial
-

## 4. Determine If You Qualify

- Carefully check the **eligibility criteria**:
    - Age, gender, medical history, and current health conditions
    - Medications or treatments you're currently receiving
  - If you meet the criteria, you can consider reaching out to the study team.
- 





## 5. Contact the Research Team

- Use the **Contact Information** section to get in touch:
    - Principal investigator's name
    - Study coordinator's phone number or email
    - Location of the trial site
  - Ask questions about:
    - Risks and benefits
    - Compensation (if any)
    - Study schedule and requirements
- 

## 6. Make an Informed Decision

- Discuss the trial with your doctor before deciding.
  - Consider potential:
    - Side effects or risks
    - Time commitment
    - Impact on your current treatment
- 

## Tips for Success

-  Use filters to narrow down relevant trials.
  -  Bookmark or save trials for future reference.
  -  Check for updates, as recruiting status can change.
  -  Don't hesitate to ask questions—it's important to feel comfortable before participating.
-